

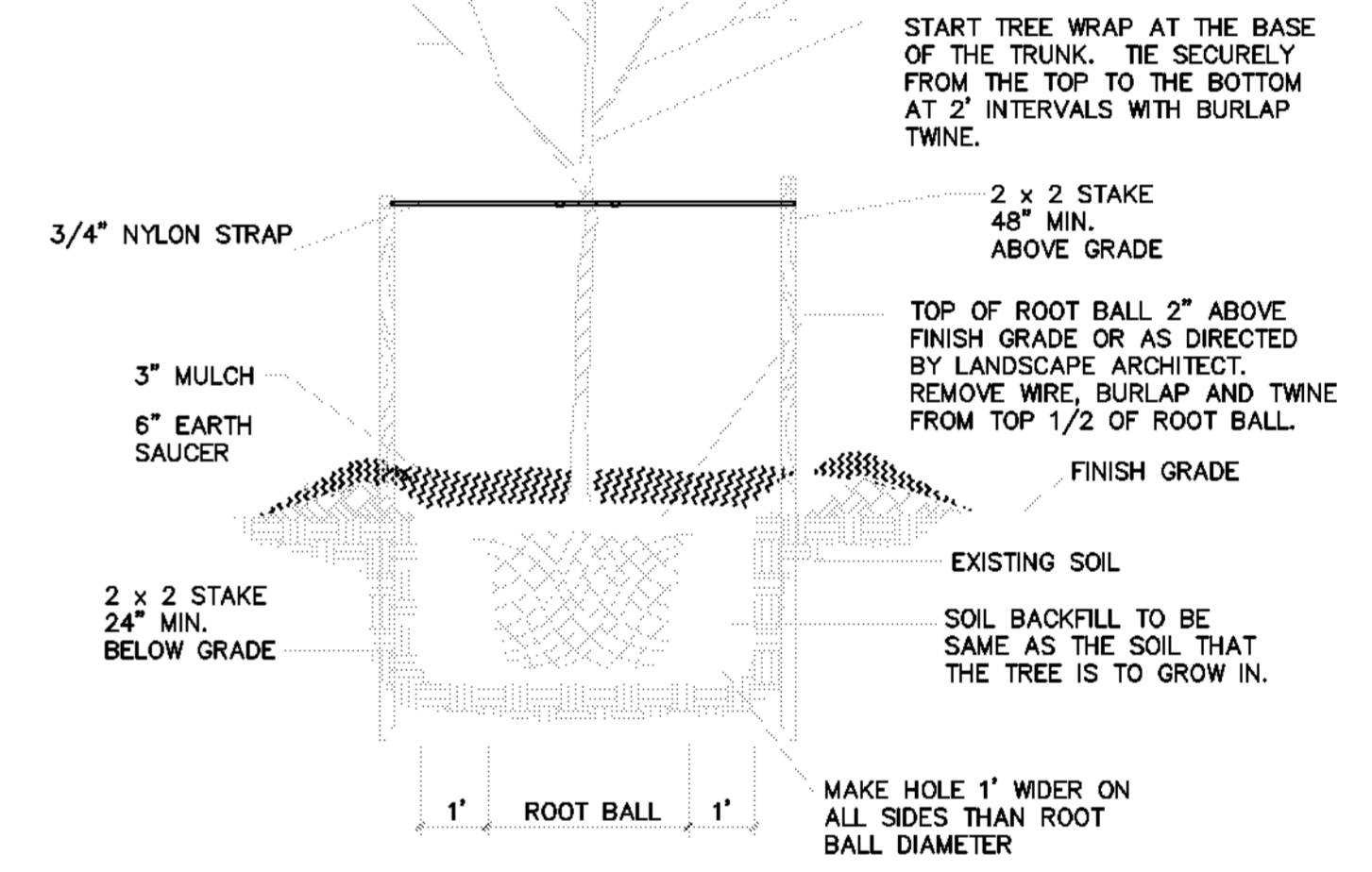
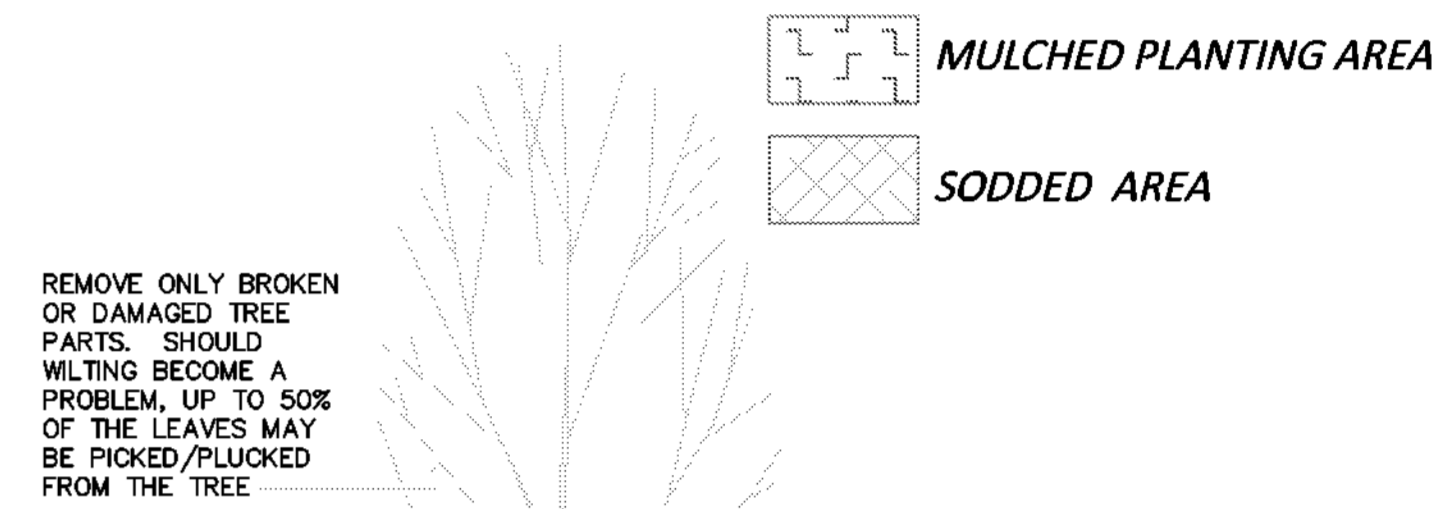
VEHICULAR SURFACE SHRUBS: 1 EVERGREEN SHRUB PER EVERY 250 SQUARE FEET OF VEHICULAR SURFACE:
 $31031/250 = 124$ SHRUBS

PLANT LIST

TREE	FEY	QTY	BOTANICAL NAME	COMMON NAME	ROOT	CAL	SIZE HT	SPACING	REMARKS
OR	4		PICEA ORIENTALIS	ORIENTAL SPRUCE			8' HT 1 1/2" MIN		
LR	1		LIQUIDAMBAR STYRACIFLUA ROTUNDIFOLIA	FRUITLESS SWEETGUM	B & B	2 1/2"	12" HT 8" O.C.		MATCHED-MULTI-STEM
TH	11		THUJA OCCIDENTALIS 'SMAROLD'	EMERALD ARBORVITAE			8' HT MIN		
TOTAL OF 16 TREES									
SHRUB									
J	13		JUNIPERUS CHINENSIS 'SARGENTI VIRIDIS'	SARGENT'S JUNIPER	3 GAL		18" MIN		4 O.C.
B	22		ILEX CORNUTA 'BURFORD NANA'	DWARF BURFORD HOLLY	3 GAL		18" MIN		4 O.C.
C	24		ILEX CORNUTA 'CARISSA'	CARISSA HOLLY	3 GAL		18" MIN		4 O.C.
AB	26		ABELIA X GRANDIFLORA 'KALEIDOSCOPE'	KALEIDOSCOPE ABELIA	3 GAL		18" MIN		3 O.C.
JN	17		JASMIMUM FLUIDOLORUM	WINTER BLOOMING JASMINE	3 GAL		18" MIN		4 O.C.
RA	22		RHOODODENDRON ARBORSCHENSIS	SWEET AZALEA	3 GAL		18" MIN		3 O.C.
TOTAL OF 124 SHRUBS									

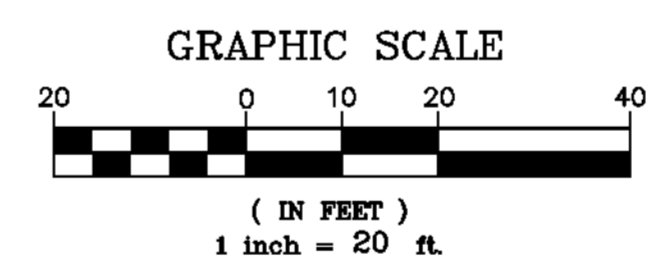
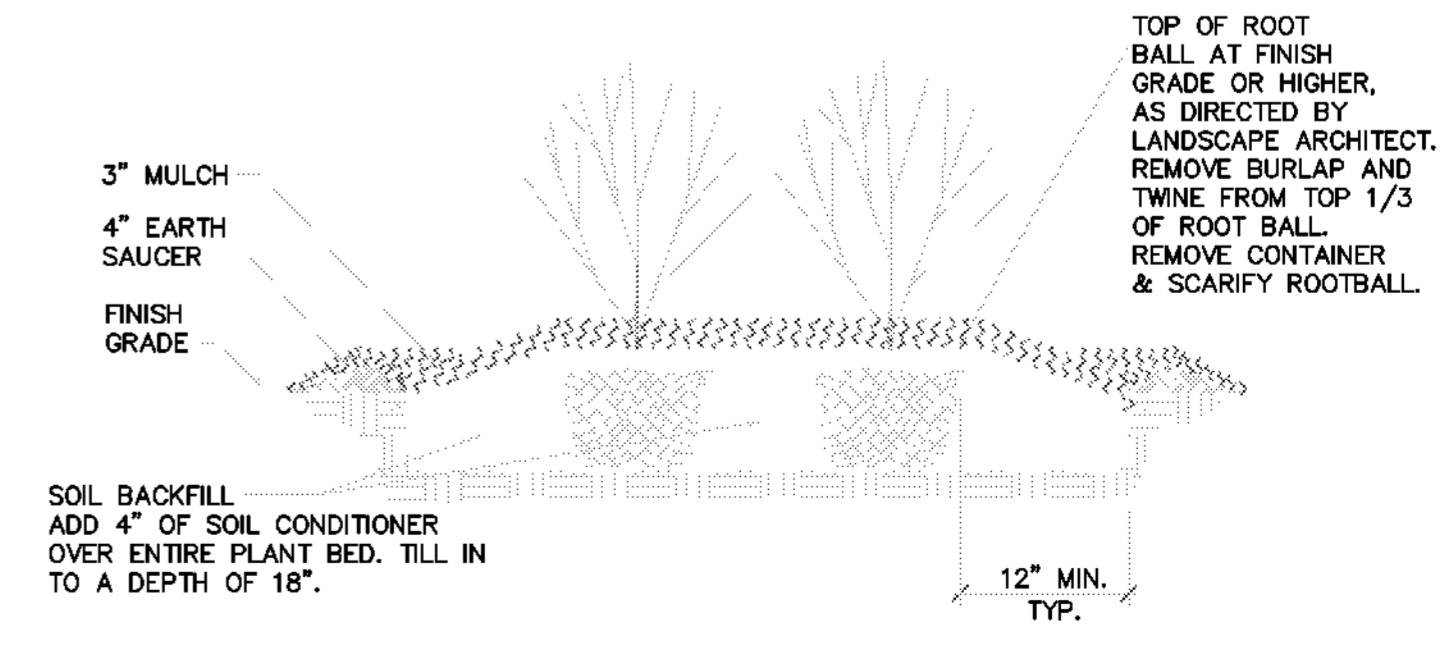
LEAD PROFESSIONALS, P.C.
 RIVER RUN EXECUTIVE OFFICES
 SUITE B
 110 EXCHANGE STREET
 DANVILLE, VA 24151
 N.C. LICENSE # C-2577
 V.A. LICENSE # 0101-001101
 PHONE NO. (434) 792-3690
 FAX NO. (434) 792-3685
 www.leadng.com

**PROPOSED SHEETZ STORE
 SHEETZ INC
 CORNER OF EAST KING STREET AND NEW MARKET
 LANDSCAPE PLAN**



TREE PLANTING
 TREES 2-1/2" CAL OR GREATER.
 NO SCALE


- NOTE:**
1. STAKE TREE ONLY IF WIRE BASKET IS REMOVED AT PLANTING OR ROOT BALL IS TOO LIGHT WEIGHT TO HOLD TREE FIRMLY IN SOIL. DO NOT USE RUBBER HOSE AND ROPE OR WIRE FOR STAKING.
 2. ALL TREES ARE TO BE NURSERY GROWN AND LOCALLY ADAPTED, BALL AND BURLAP (B&B) PREFERRED (CONTAINER TREES THAT MEET HT AND SPREAD REQUIREMENTS ARE ALLOWED WITH APPROVAL OF LANDSCAPE ARCHITECT).
 3. REMOVE ALL TREATED OR PLASTIC-COATED BURLAP, STRAPPING, WIRE OR TWINE FROM ROOTBALL.
 4. FOR CONTAINER GROWN TREES, CAREFULLY REMOVE THE PLANT FROM THE CONTAINER AND CUT ANY MATTED OR CIRCLING ROOTS.
 5. WATER TREE AFTER PLANTING. FOR MULCH, USE PINE NEEDLES 4 INCHES DEEP (IN LANDSCAPE - 15 FEET AWAY FROM BUILDINGS) OR SEASONED MULCH 4 INCHES DEEP (WITHIN 15 FEET OF ALL BUILDINGS).
 6. TREE WRAP IS REQUIRED ONLY WHERE SUN SCALD WILL OCCUR AT TREE TRUNK OR AS DIRECTED BY LANDSCAPE ARCHITECT.



SHEETZ

FOR CONSTRUCTION
 FOR BID
 FOR REVIEW
 CONCEPTUAL

Issued 01/22/2024



NO.	DATE	DESCRIPTION	BY
1	6-7-23	TOWN OF BOONE	WKW
2	7-20-23	TOWN OF BOONE	WKW
3	1-27-24	ISSUE FOR CONSTRUCTION	RWG

Sheet No. **12** of **25**
 Date: MARCH 24, 2023
 Scale: 1" = 20'
 Project No.
 NC122-010-809-500-01-2010-PLAN-1-REV-2